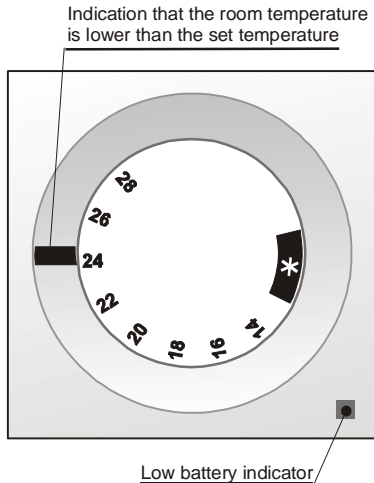


# The TP-80 wireless thermostat

The TP-80 thermostat can be used to set the temperature in a room by turning the setting knob. It has anti-freeze protection and when combined with an Oasis wireless security system (Jablotron), the following features are possible:

- Switching the heating ON and OFF remotely (by mobile phone, remote control or Internet),
- Disabling the heating when windows are open,
- Informing the user about heating faults and frost threat (if the temperature drops below +3°C a warning SMS is sent),
- Informing on the occurrence of fire (when the temperature is above +60°C).

The thermostat is battery-powered. The main advantage is that there is no need for a cable between the thermostat and the heating system.



## Installation

The thermostat should be mounted in a dry indoor location. Choose a mounting location about 1.5 meters above the floor in an area with good air circulation. Avoid places with draughts, dead air spots and radiant heat from the sun or appliances. It should not be installed close to any metal structure or other objects that may obstruct radio signal transmissions.

1. Release the upper cover by pressing the plastic tab (e.g. by a screwdriver) on the right side of the housing.
2. Mount the rear part of the unit on to the desired location (tab on the right side).
3. If the thermostat was purchased as a kit along with a receiving unit, connect the thermostat's battery (pull out the red tape to activate the battery). Otherwise see the section "Mounting the receiving unit".
4. Close the thermostat.

## Mounting the receiving unit

Install and connect the receiving unit to the heating system. If the receiving unit was purchased separately then the thermostat must be enrolled to it – enter enrollment mode on the receiving unit (see its manual) and connect the battery to the thermostat.





## Temperature setting

- **By turning the knob the desired temperature can be set** from +6 to +28°C.
- **If the desired temperature is higher than the current temperature**, the red LED lights during temperature setting (it switches off 3 seconds after the last movement of the knob).
- The thermostat **maintains the set temperature within an accuracy of ±0.5°C** (e.g. if it is set to 24°C, it switches the heating on when the temperature drops below 23.5°C and it switches it off if the temperature goes above 24.5°C). In reality the temperature scatter can be slightly higher because of the temperature persistence in the room.

## Integration into the OASIS system

- The thermostat can also be **enrolled to control panel as a detector**. If the temperature decreases below +3°C a **panic alarm** will be triggered = **frost threat** (heating failure). If the temperature exceeds 60°C then a **fire alarm** will be triggered.
- An AC-82 receiving unit has two output relays (X and Y). TP-80 thermostats can be enrolled separately to each relay in order to **control two independent heating circuits**.
- **To enable/disable a heating system** the Oasis control panel can also be enrolled (sequence 299) to the receiving unit (AC-82). To disable the heating or thermostat means **the heating system only heats when the temperature is below +6°C**. A thermostat enrolled to the X relay can be **enabled/disabled via the PGX programmable output**, and a

thermostat enrolled to the Y relay **enabled/disabled via PGY**. If the programmable **output of the control panel is switched on**, the thermostat maintains the set temperature. If the control panel's output is **switched off** the thermostat only triggers heating if the temperature drops **below 6°C** (anti-freeze protection).

- **To control the heating, remote controls RC-80 (or RC-88) can also be enrolled to a receiving unit (AC-82)**. The heating can be **switched on** by remote controls  (or ) to heat to the desired temperature and also **switched off**  (or ) where it **only heats when the temperature is below 6°C**.
- **To disable heating when windows are open** JA-80M or JA-82M detectors can also be enrolled to the receiving unit (AC-82). If the windows are closed it **heats** to the desired temperature and if windows are open **it heats only when the temperature is below 6°C**.
- **Up to 8 thermostats** can be enrolled to a single relay of the receiving unit (AC-82). If at least one thermostat transmits a heat command then the relay will be switched on.

## Battery replacement

Replace the battery when the yellow low-battery indicator on the lower right corner of thermostat is lit. Use only AA 1.5V alkaline battery.

## Specification

Power supply:	1x alkaline battery AA 1.5 V
Battery lifetime:	typically 1 year
Temperature Measurement:	+6 to +28 °C
Temperature Accuracy:	±0.5 °C
Anti-freeze protection heating threshold:	+6°C
Freeze alarm (panic transmission) temperature threshold:	<+3°C
Fire alarm temperature threshold:	>+60°C
Operational frequency:	868 MHz, Oasis protocol
Operational radio range:	up to 100 m (open area)
Operational temperature range:	-10 °C to + 60 °C (low humidity)
Dimensions:	73 x 73 x 40 mm

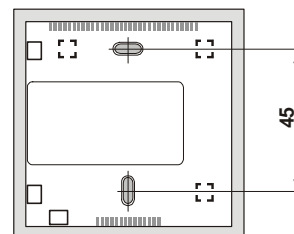
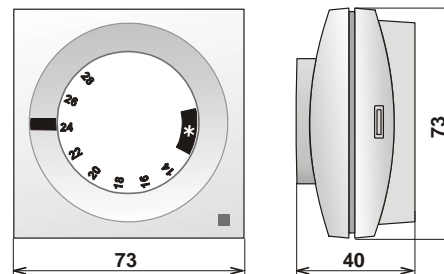
Can be operated according to ERC REC 70-03



Jablotron Ltd. hereby declares that the TP-80 is in compliance with the essential requirements and other relevant provisions of Directive 1999/5/EC. The original of the conformity assessment can be found on the web site [www.jablotron.com](http://www.jablotron.com), Technical Support section.



**Note:** Dispose of batteries safely depending on battery type and local regulations. Although this product does not contain any harmful materials we suggest you return the product to the dealer or directly to the manufacturer after use.



Jablotron Ltd., Pod Skalkou 33  
466 01 Jablonec nad Nisou  
Czech Republic  
Tel.: +420 483 559 911  
fax: +420 483 559 993  
Internet: [www.jablotron.com](http://www.jablotron.com)